



(11) **EP 2 983 421 A1**

(12) **EUROPEAN PATENT APPLICATION**
published in accordance with Art. 153(4) EPC

(43) Date of publication:
10.02.2016 Bulletin 2016/06

(51) Int Cl.:
H04W 52/02 (2009.01)

(21) Application number: **14879521.4**

(86) International application number:
PCT/CN2014/089110

(22) Date of filing: **22.10.2014**

(87) International publication number:
WO 2015/109874 (30.07.2015 Gazette 2015/30)

(84) Designated Contracting States:
AL AT BE BG CH CY CZ DE DK EE ES FI FR GB GR HR HU IE IS IT LI LT LU LV MC MK MT NL NO PL PT RO RS SE SI SK SM TR
Designated Extension States:
BA ME

- **LIANG, Wei**
Shenyang
Liaoning 110016 (CN)
- **ZHANG, Xiaoling**
Shenyang
Liaoning 110016 (CN)
- **MA, Chaofan**
Shenyang
Liaoning 110016 (CN)

(30) Priority: **24.01.2014 CN 201410036181**

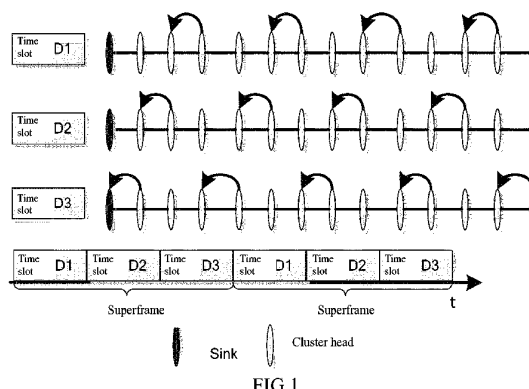
(74) Representative: **Johnson, Richard Alan et al**
Mewburn Ellis LLP
City Tower
40 Basinghall Street
London EC2V 5DE (GB)

(71) Applicant: **Shenyang Institute of Automation of the Chinese Academy of Sciences**
Liaoning 110016 (CN)

(72) Inventors:
• **YU, Haibin**
Shenyang
Liaoning 110016 (CN)

(54) **CHAIN-TYPE WIRELESS SENSOR NETWORK-ORIENTED HYBRID MEDIA ACCESS CONTROL METHOD**

(57) The present invention relates to wireless network technologies, and particularly to a chain-type wireless sensor network-oriented hybrid media access control (MAC) method. The present invention fully considers features of a chained or linear topology of a wireless sensor network applied in power transmission line monitoring and the like, adopts different access policies at different periods of the network, and proposes a method of time division access control Pipelined TDMA during busy periods and contention access control S-XMAC during idle periods. During busy periods, a pipelined scheduling transmission method is used to avoid the problem of hidden terminals so as to improve transmission reliability and resource utilization. During idle periods, different MAC parameters are set for cluster head members and ordinary cluster members, so that the cluster head members can respond to requests in a more timely manner, and meanwhile, the ordinary cluster members save energy as much as possible, thereby meeting requirements for network real-time quality of the application system while saving energy of the network.



EP 2 983 421 A1

Description

TECHNICAL FIELD

5 **[0001]** The present invention relates to wireless network technology, and particularly to a chain-type wireless sensor network-oriented hybrid media access control method.

DESCRIPTION OF RELATED ART

10 **[0002]** In recent years, wireless sensor networks have been widely applied. Applications in some fields, such as power transmission line monitoring, railway monitoring, subway monitoring, and border monitoring is characterized by high decentralization, long distance, and difficulty in maintenance. The periodic manual inspection, helicopter inspection, and robot inspection widely applied before not only necessitate high overhead and labor intensity, but also involve difficulty in monitoring the whole system continuously. Therefore, a network-based monitoring system becomes a necessary
 15 approach to realize such application. However, there exist problems in the wired network-based monitoring system such as difficulty in installation, high cost, and inconvenient maintenance. So, monitoring systems based on wireless technology are a trend for development in the future. However, Mobile communication technologies such as GSM, WIMAX, and CDMA are still too expensive for an omni-directional monitoring system, so these existing systems are used in some key links only. The wireless sensor network has become the first choice for such applications by virtue of real-time online,
 20 large-area coverage, self-configuration and self-organization, low cost, flexibility, and convenient maintenance.

[0003] For applications such as power transmission line monitoring, railway monitoring, subway monitoring, and border monitoring mentioned above, the wireless sensor network is mostly disposed in unattended areas, causing difficulty in replacement of batteries and high battery cost. Therefore, low consumption becomes the first demand of such wireless sensor network. In general, cluster heads and cluster members are required to have more than a 5-year service life in
 25 such systems. In addition, such applications raise requirements for the real-time quality of the wireless sensor network. Take the Supervisory Control and Data Acquisition (SCADA) in the smart grid as an example, the data acquisition cycle is generally 4~8 seconds, especially when it is necessary to transmit data to the monitoring center in case of abnormal events or warnings.

[0004] The Media Access Control (MAC) method, which controls the rational use of wireless communication resources directly, is a key technology to determine the performance of the wireless sensor network. The features of applications
 30 such as power transmission line monitoring, railway monitoring, subway monitoring, and border monitoring bring the following challenges for the design of wireless sensor network MAC protocols:

[0005] The topology of the wireless sensor network applied in the applications mentioned above generally takes on a chain or line shape, but it also has the feature of local intensiveness. Take the power transmission line as an example,
 35 most of the sensors are installed on the pole or the area around the pole. The diameter of the whole intensively installed area is less than 10m, and only a few of the sensors are installed on power transmission lines within a span of 200~1000m, such as galloping monitoring sensors. A large number of intensively-disposed local areas are present in the chain-type network. The feature of local intensiveness makes the problem of hidden terminals prominent.

[0006] Two types of data are generally produced in the application mentioned above: periodic monitoring data and non-periodic data such as warnings, network control, system queries, and configuration. The work period corresponding to the network is divided into a busy period in which a large amount of periodic data is transmitted and an idle period in which only a small amount of non-periodic data is transmitted. How to guarantee the real-time quality while saving energy in the face of the time-variable traffic and complex imbalance of the network is another conundrum.

[0007] The existing wireless sensor network MAC protocol still cannot meet the requirements of the applications above, specifically in: (1) adoption of the time division multiple access method can effectively avoid the problem of hidden terminals to cope with the transmission in a busy period. However, research on how to design an effective TDMA mechanism to guarantee the quality of real-time in network at low consumption for a chain-type topology network is only in its infancy. (2) the existing mesh-oriented low data-rate wireless sensor network MAC protocol, such as X-MAC, SMAC, and TMAC, the real-time quality of which depends on the duty cycle of the receiver, can cope with the transmission
 45 of non-periodic data which requires low real-time quality. Therefore, how to guarantee high real-time quality of the transmission of periodic data and transmission of urgent data becomes a challenging conundrum.
 50

BRIEF SUMMARY OF THE INVENTION

55 **[0008]** In order to overcome the disadvantages found in the research on the existing chained or linear topology network-oriented MAC protocol where low consumption and high real-time quality cannot be effectively guaranteed, and to solve problems of how to meet the requirements of energy-saving and real-time quality, avoid the problem of hidden terminals and adjust the roles of cluster heads and cluster members to reach a balance between energy saving and real-time

quality in adaptive network traffic for MAC protocols, the present invention proposes a chain-type wireless sensor network-oriented hybrid media access control method with the aim of enabling the cluster heads and cluster members to respond to requests in a timely manner and the cluster members to save energy as much as possible. Thereby meeting the rigorous requirements for real-time quality in network of the system while saving energy.

5 **[0009]** To solve the technical problems above, the present invention adopts the following technical solution: a chain-type wireless sensor network-oriented hybrid media access control method.

[0010] In the wireless sensor network, if the proportion of cluster heads and cluster members which simultaneously transmit data reaches a certain value, a time division access control Pipelined TDMA is used, including the following steps:

10 Step of acquisition within clusters: in every time slot, some of the cluster heads in the network acquire the sensor data of all cluster members in subsequent clusters.

Step of data forwarding: the cluster heads forwards the acquired sensor data ;
in the wireless sensor network, if the proportion of cluster heads and cluster members which simultaneously transmit data does not reach a certain value, a contention access control S-XMAC is used, i.e. wake-up time scheduling based on position information: wake up the cluster heads and cluster members in order based on the geographical positions of the cluster heads and cluster members in the network.

[0011] The said subsequent cluster is the cluster head adjacent to the current cluster head away from the Sink.

20 **[0012]** Said some of the cluster heads are: assuming the hop count of clusters is expressed by hop,

1) the some of cluster heads in the first time slot are cluster heads with 3 % hop==0, i.e. the third cluster heads after every two cluster heads , counting from the third cluster head from the direction away from the Sink of cluster heads and cluster members ;

2) the some of cluster heads in the second time slot are cluster heads with 3 % hop==2, i.e. the aggregation of adjacent cluster heads of the some of cluster heads in the first time slot approaching the Sink;

3) the some of cluster heads in the third time slot are cluster heads with 3 % hop==1, i.e. the aggregation of adjacent cluster heads of the some of cluster heads in the second time slot approaching the Sink;

30 **[0013]** Said step of acquisition within clusters and/or step of data forwarding require(s) three time slots to complete network transmission scheduling and to prevent data simultaneously transmitted by all cluster members and adjacent clusters from collision with each other.

[0014] The process of each cluster member transmitting data includes:

time slots are secondarily divided into many mini-time slots;
35 mini-time slot allocation based on address designation algorithm; cluster members select corresponding mini-time slots in ascending order of addr values to send data;
said addr value is: the allocated address $addr \in [1, N_i]$ of the cluster member when a cluster member is included in the network, wherein N_i is the number of cluster members in the i^{th} cluster.

40 **[0015]** Said step of data forwarding is realized by that: multiple continuous time slots are allocated to a cluster head, which utilizes the multiple continuous time slots to transmit multiple data packages.

[0016] Said S-XMAC is realized by that:

45 each cluster head and cluster member periodically sleeps and wakes up by duty cycle $T_{\text{duty-cycle}}$;
the cluster head waiting for transmitting data does not activate a radio frequency to transmit the preamble codes, but to transmit the preamble codes containing the address information of the cluster heads of the transmitting end and the destination receiving end, $1/2 T_{\text{preamble}}$ ahead of the cluster wake-up time of the destination receiving end instead;

50 after transmission of the preamble codes, the cluster head waiting for transmitting data waits for the preamble codes acknowledgment ACK from the cluster head of the destination receiving end, and the process is repeated. The cluster head will not transmit data until the ACK is received;

55 the receiving end is periodically woken up; if receiving a preamble codes containing the address information of the cluster head while awake, it judges whether the address information of the destination receiving end in the preamble codes agrees with its address information; if so, it sends back an ACK and notifies the transmitting end to transmit data; or else, it does not send back an ACK and goes into dormancy immediately.

[0017] Each cluster has the same cluster wake-up time in the duty cycle, which is realized by the cluster head recording the wake-up time of the adjacent cluster in the duty cycle $T_{\text{duty-cycle}}$.

[0018] The wake-up time is specifically designed as follows:

the wake-up time T_{schedule} between adjacent cluster heads satisfies the following condition:

5

$$T_{\text{schedule}} > \delta + T_{\text{offset_max}}$$

10

wherein, δ represents the time required by the cluster head for receiving data, including transmission time of the data excluding the preamble codes and Dwell Time ; $T_{\text{offset_max}}$ represents the maximum clock offset between the transmitting end and the receiving end, determined by the synchronizing cycle and the frequency offset of the cluster head and cluster members;

the address ADDRs of the cluster head and cluster members are used to indicate the position information of the cluster head and cluster members, and the wake-up time of the cluster head and cluster members are set as:

15

$$T_{\text{wake}} = n \times T_{\text{duty_cycle}} - ((\text{ADDR} + 1) - 1) \times T_{\text{schedule}}$$

20

$$n = \left\lceil \frac{(\text{ADDR} + 1) - 1 \times T_{\text{schedule}}}{T_{\text{duty_cycle}}} \right\rceil$$

25

wherein, T_{wake} represents the wake-up time of the cluster head or cluster members, T_{schedule} represents the wake-up time between adjacent cluster heads, $T_{\text{duty-cycle}}$ represents the duty cycle of the cluster head or cluster members, and ADDR represents the address of the cluster head or cluster members.

30

[0019] The maximum time required for transmitting the preamble codes T_{preamble} is:

35

$$T_{\text{preamble}} = \begin{cases} T_{\text{duty_cycle}} & (T_{\text{duty_cycle}} \leq 2T_{\text{offset_max}}) \\ 2T_{\text{offset_max}} & (T_{\text{duty_cycle}} > 2T_{\text{offset_max}}) \end{cases}$$

40

wherein, T_{preamble} represents the maximum time required for transmitting the preamble codes, $T_{\text{duty-cycle}}$ represents the duty cycle of the cluster head or cluster members, and $T_{\text{offset_max}}$ represents the maximum clock offset between the transmitting end and the receiving end.

[0020] The present invention has the following advantages and beneficial effects:

45

1. The method according to the present invention is designed to adopt different access policies at different periods so as to improve throughput and reliability as much as possible during busy periods and to meet the requirements for real-time quality of communication while saving energy as much as possible during idle periods.

2. In the time division access control method (Pipelined TDMA) adopted during busy periods proposed in the present invention, a pipelined scheduling transmission method is used, avoiding the problem of hidden terminals, and its feature of timely forwarding reduces blocking and avoids package loss of the cluster head and cluster members due to too small of a cache, improves network throughput and communication reliability.

50

3. In the contention access control method during idle periods (S-XMAC) proposed in the present invention, on one hand, relaxed synchronization is employed to reduce the time for transmitting the preamble codes without adding extra communication overheads, saving energy; different MAC parameters are set for the cluster head and cluster members, so that the cluster head can respond to requests in a more timely manner, meeting requirements for network real-time quality of the applications, and the general cluster head and cluster members can save more energy. Besides, a wake-up time scheduling method based on positions is proposed based on the topology of the chained network, meeting the differentiated requirements for real-time quality of uplink data and downlink data.

55

BRIEF DESCRIPTION OF THE SEVERAL VIEWS OF THE DRAWINGS

[0021]

5 FIG.1 is a schematic diagram of a pipelined transmission method;
 FIG.2 is a wake-up time scheduling based on position information in S-XMAC;
 FIG.3 is a comparison between the time for transmitting the preamble codes of X-MAC and that of S-XMAC in the
 worst situation;
 FIG.4 is a schematic diagram of the running of X-MAC.

10

DETAILED DESCRIPTION OF THE INVENTION

[0022] The present invention will be further detailed hereinafter in company with the drawings.

15 [0023] The present invention proposes a chain-type wireless sensor network-oriented hybrid media access control method. The main thought of the method is that different MAC parameters are adopted for the cluster head and cluster members. So that the cluster head can respond to requests in a more timely manner and the ordinary cluster members can save as much energy as possible. Thereby the method meets the requirements for network real-time quality of the applications while reducing energy consumption.

20 [0024] The present invention includes the time division access control Pipelined TDMA during busy periods and the contention access control S-XMAC during idle periods. In the wireless sensor network, the period in which the proportion of cluster heads and cluster members which simultaneously transmit data reaches a certain value (20%) is a busy one; or else it is an idle period.

25 (1) Time division access control Pipelined TDMA during busy periods includes acquisition within clusters and data forwarding, specifically including the following steps:

30 Step 1.1: acquisition within clusters. In every time slot, some of the cluster heads in the network acquire the sensor data of all cluster members in subsequent clusters, as shown in FIG. 1. In this stage, it takes only three time slots to complete network transmission scheduling and avoid the problem of hidden terminals by preventing the collision between the data, which are simultaneously transmitted by all cluster members and adjacent clusters. During the step of data acquisition, the cluster members are required to transmit data. The process of the cluster members transmitting data includes: firstly, dividing time slots into many mini-time slots; secondly, mini-time slot allocation based on address designation algorithm; when a cluster member is included in the network, an address $addr \in [1, N_i]$ within the cluster is allocated, wherein N_i is the number of cluster members in the i^{th} cluster, and the cluster members select corresponding mini-time slots in ascending order of $addr$ values to send data. The address designation algorithm ensures that the cluster members in one cluster have a unique $addr$, therefore avoiding collision of data among cluster members.

35 Said subsequent cluster is the cluster head adjacent to the current cluster head away from the Sink.
 Said "some of cluster heads" in that some of the cluster heads in the network acquire the sensor data of all cluster members in subsequent clusters includes: 1) some of cluster heads in the first time slot are cluster heads that are counted from the third cluster head from the direction away from the Sink of cluster heads and cluster members and after every two cluster heads; 2) some of cluster heads in the second time slot are the aggregation of adjacent cluster heads of the some of cluster heads in the first time slot approaching the Sink; 3) the some of cluster heads in the third time slot are the aggregation of adjacent cluster heads of the some of cluster heads in the second time slot approaching the Sink. The specific definition of the "some of cluster heads" is: assuming the hop count of clusters is expressed by hop , 1) the some of cluster heads in the first time slot are cluster heads with 3 % $hop==0$; 2) the some of cluster heads in the second time slot are cluster heads with 3 % $hop==2$; 3) the some of cluster heads in the third time slot are cluster heads with 3 % $hop==1$.

40 Step 1.2: data forwarding. The cluster heads complete the data forwarding in this stage. Multiple continuous time slots are allocated to a cluster head which utilizes the multiple continuous time slots to transmit multiple data packages. As the principle in the stage of acquisition within clusters, it takes only three time slots to complete data forwarding.

45 (2) Contention access control during idle periods - S-XMAC: specifically refers to wake-up time scheduling based on position information, and includes the following steps described below:

50 Step 2.1: each cluster head and cluster member periodically sleep and wake up by duty cycle $T_{duty-cycle}$. The cluster head records the wake-up time of the adjacent cluster in duty cycle $T_{duty-cycle}$, and the cluster members

of each cluster have the same wake-up time, which is called cluster wake-up time, in the duty cycle; The duty cycle refers to the work cycle of dormancy and wakeup of cluster heads and cluster members, the formal description of which is T_{duty_cycle} :

5

$$T_{duty_cycle} = \text{wakeup time} + \text{dwell time}$$

10

The cluster wakeup time refers to wake-up time scheduling based on position information. The cluster heads are woken up in order based on the geographical position of the cluster heads and cluster members in the network. The synchronization error between the receiving and transmitting cluster heads and cluster members becomes bigger over time, which may cause the receiving cluster heads and cluster members to be woken up in the same duty cycle before the transmitting cluster heads and cluster members begin to send the preamble codes, thereby leading to communication failure. For the wake-up time scheduling based on position information designed in the present invention, taking the network topology and wakeup scheduling as shown in FIG. 2 as an example, the wake-up time between adjacent cluster heads needs satisfying the conditions below:

15

$$T_{schedule} > \delta + T_{offset_max}$$

20

wherein, δ represents the time required by the cluster head for receiving data, including data transmission time and dwell time excluding the preamble codes; T_{offset_max} represents the maximum clock offset between the transmitting end and the receiving end, determined by the synchronizing cycle and the frequency offset of the cluster head and cluster members; S-XMAC is not limited to specific synchronization algorithm, the synchronization algorithm can be implemented in other services in the applications such as data acquisition, and no limitations are imposed by the present invention.

25

The address ADDRs of the cluster head and cluster members are used to indicate the position information of the cluster head and cluster members, and the wake-up time of the cluster head and cluster members are set as:

30

$$T_{wake} = n \times T_{duty_cycle} - ((ADDR + 1) - 1) \times T_{schedule}$$

35

$$n = \left\lceil \frac{(ADDR + 1) - 1 \times T_{schedule}}{T_{duty_cycle}} \right\rceil$$

40

Step 2.2: The cluster head of the data to be transmitted does not activate a radio frequency, but it transmits the preamble codes containing the address information of the cluster heads of the transmitting end and the destination receiving end $1/2T_{preamble}$ ahead of the cluster wake-up time of the destination receiving end instead; as shown in FIG.3, after transmission of the preamble codes, the cluster head of the data to be transmitted waits for the preamble codes acknowledgment ACK from the cluster head of the destination receiving end. The process is repeated until the ACK is received, then data is transmitted.

45

The $T_{preamble}$ refers to the maximum time required for transmitting the preamble codes, as defined below:

50

$$T_{preamble} = \begin{cases} T_{duty_cycle} & (T_{duty_cycle} \leq 2T_{offset_max}) \\ 2T_{offset_max} & (T_{duty_cycle} > 2T_{offset_max}) \end{cases}$$

55

Step 2.3: the receiving end is periodically woken up. If receiving a preamble codes containing the address information of the cluster head while awake, it judges whether the address information of the destination receiving end in the preamble codes agrees with its address information; if so, it sends back an ACK and notifies the transmitting end to transmit data; or else, it does not send back an ACK and goes into a sleep state immediately. The time for the destination receiving end to send back an ACK is as shown in FIG. 4.

Claims

1. A chain-type wireless sensor network-oriented hybrid media access control method, wherein, in the wireless sensor network, if the proportion of cluster heads and cluster members which simultaneously transmit data reaches a certain value, a time division access control Pipelined TDMA is used, including the following steps:
 - step of acquisition within clusters: in every time slot, some of the cluster heads in the network acquire the sensor data of all cluster members in subsequent clusters;
 - step of data forwarding: the cluster heads forwards the acquired sensor data ;
 in the wireless sensor network, if the proportion of cluster heads and cluster members which simultaneously transmit data does not reach a certain value, a contention access control S-XMAC is used, i.e. wake-up time scheduling based on position information: wake up the cluster heads and cluster members in order based on the geographical positions of the cluster heads and cluster members in the network.

2. The chain-type wireless sensor network-oriented hybrid media access control method of Claim 1, wherein said subsequent cluster is the cluster head adjacent to the current cluster head away from the Sink.

3. The chain-type wireless sensor network-oriented hybrid media access control method of Claim 1, wherein said some of cluster heads are: assuming the hop count of clusters is expressed by hop,
 - 1) the some of cluster heads in the first time slot are cluster heads with 3 % hop==0, i.e. the third cluster heads after every two cluster heads , counting from the third cluster head from the direction away from the Sink of cluster heads and cluster members ;
 - 2) the some of cluster heads in the second time slot are cluster heads with 3 % hop==2, i.e. the aggregation of adjacent cluster heads of the some of cluster heads in the first time slot approaching the Sink;
 - 3) the some of cluster heads in the third time slot are cluster heads with 3 % hop==1, i.e. the aggregation of adjacent cluster heads of the some of cluster heads in the second time slot approaching the Sink;

4. The chain-type wireless sensor network-oriented hybrid media access control method of Claim 1, wherein said step of acquisition within clusters and/or step of data forwarding require(s) three time slots to complete network transmission scheduling and to prevent data simultaneously transmitted by all cluster members and adjacent clusters from collision with each other.

5. The chain-type wireless sensor network-oriented hybrid media access control method of Claim 1, wherein the process of each cluster member transmitting data includes:
 - time slots are secondarily divided into many mini-time slots;
 - mini-time slot allocation based on address designation algorithm; cluster members select corresponding mini-time slots in ascending order of addr values to send data;
 - said addr value is: the allocated address $addr \in [1, N_i]$ of the cluster member when a cluster member is included in the network, wherein N_i is the number of cluster members in the i^{th} cluster.

6. The chain-type wireless sensor network-oriented hybrid media access control method of Claim 1, wherein said step of data forwarding is realized by that: multiple continuous time slots are allocated to a cluster head, which utilizes the multiple continuous time slots to transmit multiple data packages.

7. The chain-type wireless sensor network-oriented hybrid media access control method of Claim 1, wherein the S-XMAC is realized by that:
 - each cluster head and cluster member periodically sleeps and wakes up by duty cycle $T_{\text{duty-cycle}}$;
 - the cluster head waiting for transmitting data does not activate a radio frequency to transmit the preamble codes, but to transmit the preamble codes containing the address information of the cluster heads of the transmitting end and the destination receiving end, $1/2 T_{\text{preamble}}$ ahead of the cluster wake-up time of the destination receiving end instead;
 - after transmission of the preamble codes, the cluster head waiting for transmitting data waits for the preamble codes acknowledgment ACK from the cluster head of the destination receiving end, and the process is repeated;
 - the cluster head will not transmit data until the ACK is received;
 - the receiving end is periodically woken up; if receiving a preamble codes containing the address information of

the cluster head while awake, it judges whether the address information of the destination receiving end in the preamble codes agrees with its address information; if so, it sends back an ACK and notifies the transmitting end to transmit data; or else, it does not send back an ACK and goes into dormancy immediately.

- 5 8. The chain-type wireless sensor network-oriented hybrid media access control method of Claim 7, wherein said each cluster has the same cluster wake-up time in duty cycle is realized by the cluster head recording the wake-up time of the adjacent cluster in duty cycle T_{duty_cycle} .
- 10 9. The chain-type wireless sensor network-oriented hybrid media access control method of Claim 7, wherein said wake-up time is designed as follows:

the wake-up time $T_{schedule}$ between adjacent cluster heads satisfies the following conditions:

15

$$T_{schedule} > \delta + T_{offset_max}$$

20 wherein, δ represents the time required by the cluster head for receiving data, including transmission time of the data excluding the preamble codes and Dwell Time ; T_{offset_max} represents the maximum clock offset between the transmitting end and the receiving end, determined by the synchronizing cycle and the frequency offset of the cluster head and cluster members;

the address ADDRs of the cluster head and cluster members are used to indicate the position information of the cluster head and cluster members, and the wake-up time of the cluster head and cluster members are set as:

25

$$T_{wake} = n \times T_{duty_cycle} - ((ADDR + 1) - 1) \times T_{schedule}$$

30

$$n = \left\lceil \frac{(ADDR + 1) - 1 \times T_{schedule}}{T_{duty_cycle}} \right\rceil$$

35

wherein, T_{wake} represents the wake-up time of the cluster head or cluster members, $T_{schedule}$ represents the wake-up time between adjacent cluster heads, T_{duty_cycle} represents the duty cycle of the cluster head or cluster members, and ADDR represents the address of the cluster head or cluster members.

- 40 10. The chain-type wireless sensor network-oriented hybrid media access control method of Claim 1, wherein the maximum time required for transmitting the preamble codes $T_{preamble}$ is:

45

$$T_{preamble} = \begin{cases} T_{duty_cycle} & (T_{duty_cycle} \leq 2T_{offset_max}) \\ 2T_{offset_max} & (T_{duty_cycle} > 2T_{offset_max}) \end{cases}$$

50 wherein, $T_{preamble}$ represents the maximum time required for transmitting the preamble codes, T_{duty_cycle} represents the duty cycle of the cluster head or cluster members, and T_{offset_max} represents the maximum clock offset between the transmitting end and the receiving end.

55

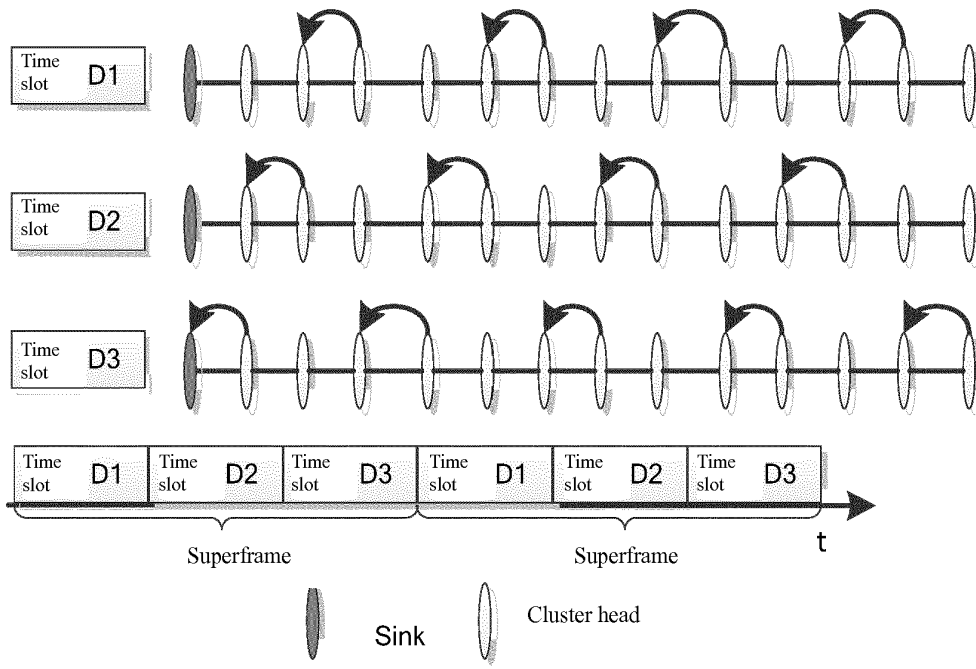


FIG. 1

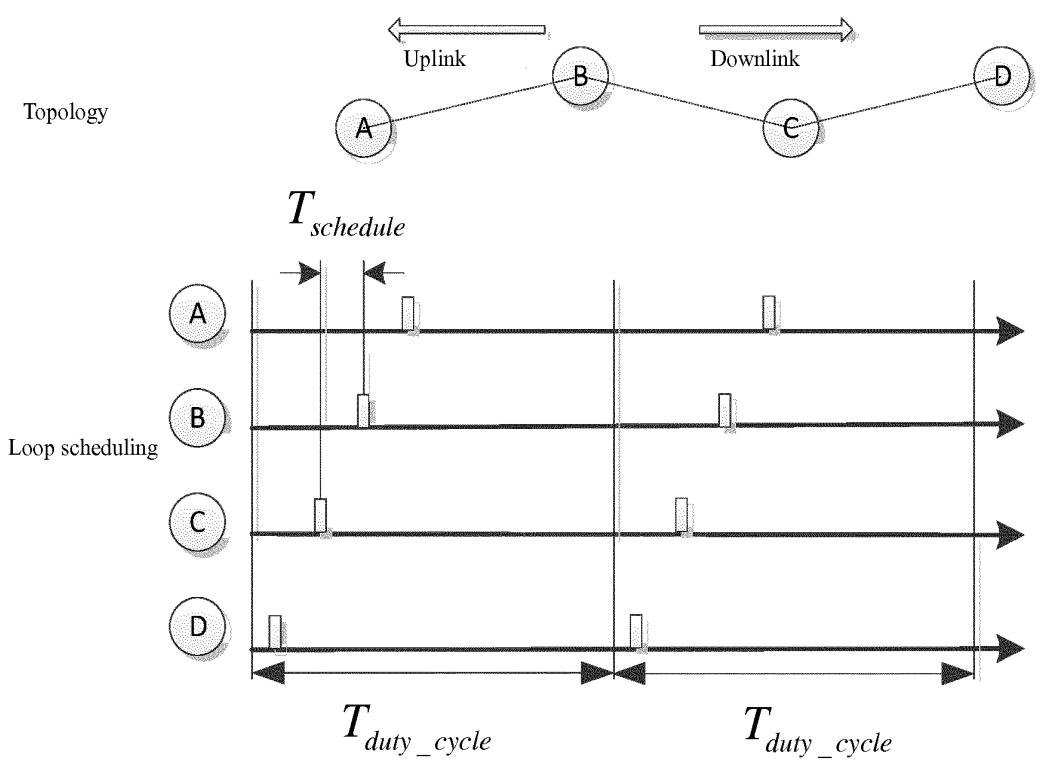


FIG. 2

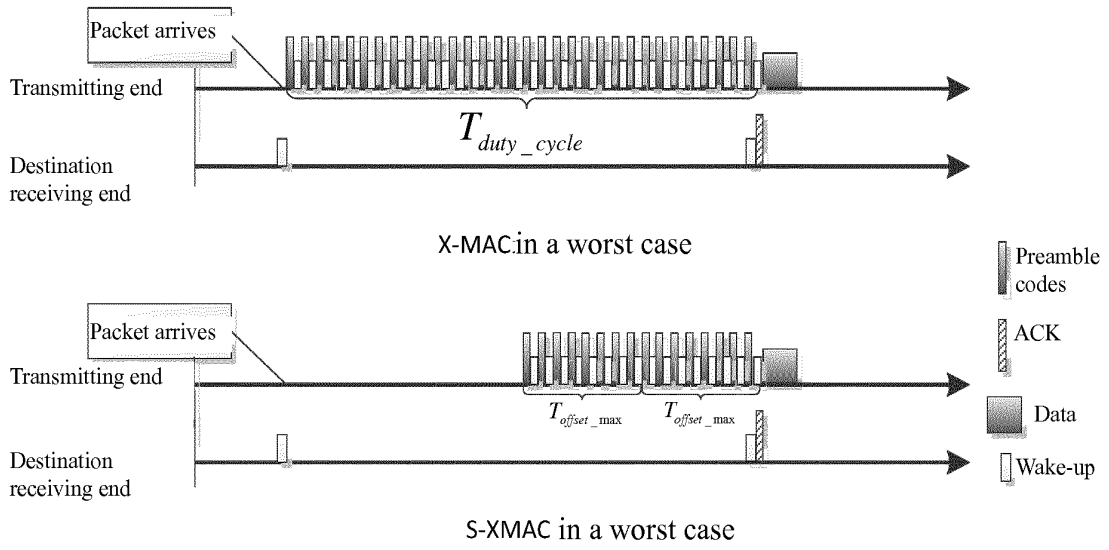


FIG. 3

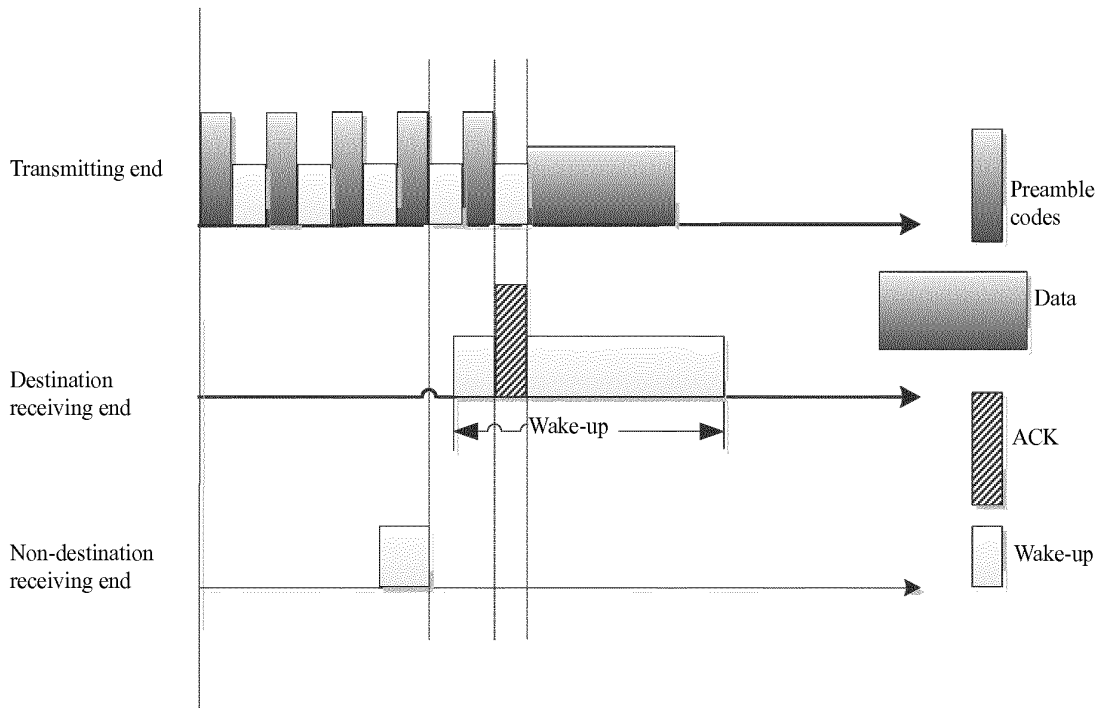


FIG. 4

INTERNATIONAL SEARCH REPORT

International application No.
PCT/CN2014/089110

5

A. CLASSIFICATION OF SUBJECT MATTER

H04W 52/02 (2009.01) i

According to International Patent Classification (IPC) or to both national classification and IPC

10

B. FIELDS SEARCHED

Minimum documentation searched (classification system followed by classification symbols)

H04W; H04B; H04Q; H04L

15

Documentation searched other than minimum documentation to the extent that such documents are included in the fields searched

Electronic data base consulted during the international search (name of data base and, where practicable, search terms used)

CNPAT, CNKI, WPI, EPODOC: TDMA, S-XMAC, MAC, cluster, head, node, position, wake, sleep, mix, compet+

20

C. DOCUMENTS CONSIDERED TO BE RELEVANT

25

Category*	Citation of document, with indication, where appropriate, of the relevant passages	Relevant to claim No.
A	CN 101013926 A (HUAZHONG UNIVERSITY OF SCIENCE AND TECHNOLOGY) 08 August 2007 (08.08.2007) description, page 7, line 20 to page 8, line 3, page 10, line 23 to page 11, line 18	1-10
A	CN 102143570 A (CHEN, Ruijie) 03 August 2011 (03.08.2011) the whole document	1-10
A	CN 102264146 A (ZHEJIANG UNIVERSITY) 30 November 2011 (30.11.2011) the whole document	1-10
A	WO 2013046069 A1 (INTERNATIONAL BUSINESS MACHINES CORPORATION) 04 April 2013 (04.04.2013) the whole document	1-10

30

35

 Further documents are listed in the continuation of Box C.
 See patent family annex.

40

* Special categories of cited documents:	“T” later document published after the international filing date or priority date and not in conflict with the application but cited to understand the principle or theory underlying the invention
“A” document defining the general state of the art which is not considered to be of particular relevance	“X” document of particular relevance; the claimed invention cannot be considered novel or cannot be considered to involve an inventive step when the document is taken alone
“E” earlier application or patent but published on or after the international filing date	“Y” document of particular relevance; the claimed invention cannot be considered to involve an inventive step when the document is combined with one or more other such documents, such combination being obvious to a person skilled in the art
“L” document which may throw doubts on priority claim(s) or which is cited to establish the publication date of another citation or other special reason (as specified)	“&” document member of the same patent family
“O” document referring to an oral disclosure, use, exhibition or other means	
“P” document published prior to the international filing date but later than the priority date claimed	

45

50

Date of the actual completion of the international search 12 December 2014	Date of mailing of the international search report 26 January 2015
Name and mailing address of the ISA State Intellectual Property Office of the P. R. China No. 6, Xitucheng Road, Jimenqiao Haidian District, Beijing 100088, China Facsimile No. (86-10) 62019451	Authorized officer JIANG, Li Telephone No. (86-10) 61648235

55

Form PCT/ISA /210 (second sheet) (July 2009)

INTERNATIONAL SEARCH REPORT
Information on patent family members

International application No.
PCT/CN2014/089110

5

10

15

20

25

30

35

40

45

50

Patent Documents referred in the Report	Publication Date	Patent Family	Publication Date
CN 101013926 A	08 August 2007	CN 101013926 B	22 June 2011
CN 102143570 A	03 August 2011	CN 102143570 B	11 September 2013
CN 102264146 A	30 November 2011	None	
WO 2013046069 A1	04 April 2013	US 2014233464 A1	21 August 2014
		CN 103814614 A	21 May 2014
		JP 2014532346 A	04 December 2014

55